

## Number

I can explore and build with shapes and objects.

I can compare sets of amounts recognising which has more, the same and fewer.

I can explore repeats in songs, stories and line and block patterns.

I can hear and say number names.



## Literacy

I know that print around me has meaning e.g. signs, menus, logos.

I can turn pages correctly in a book.

I can join in rhyming patterns in songs and books.



## Knowledge and Understanding of the World

I can talk about my own family.

I can develop a positive attitude about the differences between people.

I can explore the concept of change and decay.

I can use my senses to explore different materials.

I can talk about how Diwali and Christmas are celebrated.



# Autumn Term 2025 in Big Stars —Knowledge Organiser

## Physical Development

I can go up steps and stairs and climb up apparatus. I can use large muscle movements to wave streamers and scarves. I can pick up small objects.

## Personal, Social and Emotional Development

I can select and use the activities and resources in Nursery, with help from my teachers when needed. I can follow some of the rules and routines in Nursery. I can independently wash and dry my hands.

## Communication and Language

I enjoy listening to a story and can remember what happens in the story. I can sing a range of familiar songs. I can use an increasing range of vocabulary in my play.

## Expressive Arts and Design

I can take part in simple pretend play.

I can create closed shapes with continuous lines and use these shapes to represent objects.




I can remember and sing songs.

I can play instruments with increasing control.

## What can you do at home?

- Support your child in developing the skills included on this knowledge organiser.
- Share the book your child brings home daily.
- Look out for our suggested home activities on our weekly Tapestry memo.
- Talk to your child about their day.
- Share your child's activities and achievements from home on Tapestry.
- Support your child's developing independence when they arrive at Nursery, encouraging them to hang their own coat up and place their water bottle on their picture label.
- Have conversations with your child about things that they are interested in. Encourage them to keep talking by nodding, smiling and making comments.
- Give your child lots of opportunities to be active and practise running, jumping, balancing, climbing and swinging.

## Some of the books I will be exploring this term are;



What do I look like?

My Big Book of Families

I want my hat back

Hamilton's Hats

Scoot


Emergency

Tap, tap, bang, bang

The 3 little pigs


The Queen's hat

The King's hats



## My Word Collector words for the term are

Small, same, between, different, through, gone, stripy, tall, gliding, ramp, siren, helmet, celebration, feast, explode, crackle, nuts, bolts, first, second, heavy, around, stable, sleigh.



Our learning journey this term is 'My Hat'. We will start by sharing our hats, made at home, to find out about our teachers and our Big Star friends. Each week, a new hat will arrive in our curiosity cube to start our learning for the week. This will lead us to finding out about our families and key adults who work in our school. Then we will find out about people in our community including the emergency services and think about hats that keep us safe, including our scooter helmets. We will look at some key traditional tales and the celebrations of Diwali, Fireworks Night and Christmas.

